

ELECTRICAL DESIGN GROUP


ELECTRICAL BUILDING SERVICES CONSULTANTS

P.O. Box 15, SHERWOOD Q. 4075

Phone: (07) 3278 4375 Fax: (07) 3716 0222

Web Site: www.edg.net.au Email: brisbane@edg.net.au

C3257a - PUB MOOLOOLABA					C3257a-0002(C).xls
ELECTRICAL EQUIPMENT SCHEDULE					
REVISION C - 24 SEPTEMBER 2024					
THE LIGHT FITTING SUPPLIER CONTACT DETAILS MAY BE AVAILABLE ON THE EDG WEBSITE VIA THE FOLLOWING LINK					
www.edg.net.au/Links/Lighting.htm					
TYPE	LAMPS	DESCRIPTION	COLOUR / ACCESSORY	CATALOGUE No	REV
L1	20W LED 4000K	600 LONG SURFACE MOUNTED IP65 DIFFUSED BATTEN C/W INTEGRAL ELECTRONIC CONTROL GEAR AND PRESENCE DETECTION SENSOR	NA	SELECTION BY CONTRACTOR SUBMITT DEALS FOR APPROVAL	B
EXIST	EXISTING RECESSED DOWNLIGHT TO REMAIN AND BE RESWITCHED / CIRCUITED AS INDICATED				B
RD01	NEW RECESSED DOWNLIGHT TO MATCH THE EXISTING RECESSED DOWNLIGHTS			SELECTION BY CONTRACTOR SUBMITT DEALS FOR APPROVAL	B
RD02	800 LUMEN 2700K CRI MIN 90+ LED	RECESSED 30 DEG BEAM 75MM DIA DOWNLIGHT C/W REMOTE PHASE CUT DIMMABLE DRIVER LOCATE THE DRIVER IN A CONCEALED ACCESSIBLE POSITION NOTED ON THE AS CONSTRUCTED DOCUMENTS.	WHITE BODY WHITE REFLECTOR	SELECTION BY CONTRACTOR SUBMITT DEALS FOR APPROVAL	B
RD03	300 LUMEN 2700K CRI MIN 90+ LED	RECESSED 30 DEG BEAM 30MM DIA DOWNLIGHT C/W REMOTE PHASE CUT DIMMABLE DRIVER LOCATE THE DRIVER IN A CONCEALED ACCESSIBLE POSITION NOTED ON THE AS CONSTRUCTED DOCUMENTS.	WHITE BODY WHITE REFLECTOR	SELECTION BY CONTRACTOR SUBMITT DEALS FOR APPROVAL	B
RD04	300 LUMEN 2700K CRI MIN 90+ LED	RECESSED ADJUSTABLE 30 DEG BEAM 75MM DIA DOWNLIGHT C/W REMOTE PHASE CUT DIMMABLE DRIVER LOCATE THE DRIVER IN A CONCEALED ACCESSIBLE POSITION NOTED ON THE AS CONSTRUCTED DOCUMENTS.	WHITE BODY	SELECTION BY CONTRACTOR SUBMITT DEALS FOR APPROVAL	B
RD05	300 LUMEN 2700K CRI MIN 90+ LED	RECESSED ADJUSTABLE 30 DEG BEAM 75MM DIA DOWNLIGHT C/W REMOTE PHASE CUT DIMMABLE DRIVER LOCATE THE DRIVER IN A CONCEALED ACCESSIBLE POSITION NOTED ON THE AS CONSTRUCTED DOCUMENTS.	BLACK BODY	SELECTION BY CONTRACTOR SUBMITT DEALS FOR APPROVAL	B
RD06	1000 LUMEN 2700K CRI MIN 90+ LED	RECESSED 30 DEG BEAM 90MM DIA DOWNLIGHT C/W REMOTE PHASE CUT DIMMABLE DRIVER LOCATE THE DRIVER IN A CONCEALED ACCESSIBLE POSITION NOTED ON THE AS CONSTRUCTED DOCUMENTS.	BLACK BODY BLACK REFLECTOR	SELECTION BY CONTRACTOR SUBMITT DEALS FOR APPROVAL	B
PD01	240 VOLT 2700K E27 FILAMENT LED 400 LUMENS +/- 20%	DECORATIVE PENDANT ALLOW TO ASSEMBLE AND INSTALL CONFIRM THE SUSPENSION HEIGHT ONSITE WITH THE ARCHITECT	TBA	ALLOW A PC SUM OF \$900 + GST FOR THE SUPPLY OF EACH PD01 FITTING	B
PD02	240 VOLT 2700K E27 FILAMENT LED 400 LUMENS +/- 20%	DECORATIVE PENDANT ALLOW TO ASSEMBLE AND INSTALL CONFIRM THE SUSPENSION HEIGHT ONSITE WITH THE ARCHITECT	TBA	ALLOW A PC SUM OF \$420 + GST FOR THE SUPPLY OF EACH PD02 FITTING	B
PD03	240 VOLT 2700K E27 FILAMENT LED 400 LUMENS +/- 20%	DECORATIVE PENDANT ALLOW TO ASSEMBLE AND INSTALL CONFIRM THE SUSPENSION HEIGHT ONSITE WITH THE ARCHITECT	TBA	ALLOW A PC SUM OF \$450 + GST FOR THE SUPPLY OF EACH PD03 FITTING	B



ELECTRICAL DESIGN GROUP


ELECTRICAL BUILDING SERVICES CONSULTANTS

P.O. Box 15, SHERWOOD Q. 4075

Phone: (07) 3278 4375 Fax: (07) 3716 0222

Web Site: www.edg.net.au Email: brisbane@edg.net.au

C3257a - PUB MOOLOOLABA					C3257a-0002(C).xls
ELECTRICAL EQUIPMENT SCHEDULE					
REVISION C - 24 SEPTEMBER 2024					
THE LIGHT FITTING SUPPLIER CONTACT DETAILS MAY BE AVAILABLE ON THE EDG WEBSITE VIA THE FOLLOWING LINK					
www.edg.net.au/Links/Lighting.htm					
TYPE	LAMPS	DESCRIPTION	COLOUR / ACCESSORY	CATALOGUE No	REV
WL01	240 VOLT 2700K E27 FILAMENT PHASE CUT DIMMABLE LED 400 LUMENS +/- 20%	DECORATIVE 250D X 220W WALL LIGHT MOUNTED AS PER THE ARCHITECTURAL ELEVATION	COPPER	FAT SHACK VINTAGE COPPER RAILWAY OUTDOOR WALL LIGHT W111	B
WL02	240 VOLT 2700K B22 FILAMENT PHASE CUT DIMMABLE LED 400 LUMENS +/- 20%	DECORATIVE 260D x 220W WALL LIGHT MOUNTED AS PER THE ARCHITECTURAL ELEVATION	BLACK	FAT SHACK VINTAGE CONE GOOSENECK OUTDOOR WALL LIGHT W323-MB-BLK	B
WL03	240 VOLT 2700K GU10 PHASE CUT DIMMABLE LED 400 LUMENS +/- 20%	DECORATIVE 215H x 75D WALL LIGHT MOUNTED AS PER THE ARCHITECTURAL ELEVATION	AGED COPPER	FAT SHACK VINTAGE MIDDY COPPER W115-ACPR-GU	B
WL04	NOT USED				B
WL05	240 VOLT 2700K E27 FILAMENT PHASE CUT DIMMABLE LED 400 LUMENS +/- 20%	DECORATIVE 260D X 220W WALL LIGHT MOUNTED AS PER THE ARCHITECTURAL ELEVATION	AGED BRASS	FAT SHACK VINTAGE CONE GOOSENECK OUTDOOR WALL LIGHT W639-GLD-BR5	B
SL01	240 VOLT 2700K E27 PHASE CUT DIMMABLE LED 400 LUMENS +/- 20%	DECORATIVE 155W x 70D WALL SURFACE MOUNTED ON THE TIMBER FEATURE AS PER THE ARCHITECTURAL DETAIL	ANTIQUE BRONZE CEILING ROSE WHITE SHADE	FAT SHACK VINTAGE BAKELITE BOWL	B
SL02	240 VOLT 2700K GU10 PHASE CUT DIMMABLE LED 400 LUMENS +/- 20%	DECORATIVE 155W x 70D WALL SURFACE MOUNTED LIGHT AS PER THE ARCHITECTURAL DETAIL	BRASS BASE OPAL GLASS	ZEST LIGHTING ALTON BRASS OPAL	B
S1	12W/M 2700K CRI MIN 90+ LED	FLEXIBLE LED ROPE FLEX SCREW FIXED RECESSED INTO THE GAMING CEILING PELMET AS PER THE ARCHITECTURAL DETAIL. PROVIDE THE S1 STRIP WITH REMOTE PHASE CUT DIMMABLE POWER SUPPLIES AS REQUIRED LOCATE THE POWER SUPPLIES IN A CONCEALED ACCESSIBLE POSITION NOTED ON THE AS CONSTRUCTED DOCUMENTS.	WHITE	SELECTION BY CONTRACTOR SUBMITT DETAILS FOR APPROVAL	B
S2	12W/M 2700K CRI MIN 90+ LED	FLEXIBLE LED ROPE FLEX SCREW FIXED RECESSED INTO THE AMENITY CEILING PELMET AS PER THE ARCHITECTURAL DETAIL. PROVIDE THE STRIP WITH REMOTE PHASE CUT DIMMABLE POWER SUPPLIES AS REQUIRED LOCATE THE POWER SUPPLIES IN A CONCEALED ACCESSIBLE POSITION NOTED ON THE AS CONSTRUCTED DOCUMENTS.	WHITE	SELECTION BY CONTRACTOR SUBMITT DETAILS FOR APPROVAL	B



ELECTRICAL DESIGN GROUP


ELECTRICAL BUILDING SERVICES CONSULTANTS

P.O. Box 15, SHERWOOD Q. 4075

Phone: (07) 3278 4375 Fax: (07) 3716 0222

Web Site: www.edg.net.au Email: brisbane@edg.net.au

C3257a - PUB MOOLOOLABA		C3257a-0002(C).xls			
ELECTRICAL EQUIPMENT SCHEDULE					
REVISION C - 24 SEPTEMBER 2024					
THE LIGHT FITTING SUPPLIER CONTACT DETAILS MAY BE AVAILABLE ON THE EDG WEBSITE VIA THE FOLLOWING LINK www.edg.net.au/Links/Lighting.htm					
TYPE	LAMPS	DESCRIPTION	COLOUR / ACCESSORY	CATALOGUE No	REV
S3	12W/M 2700K CRI MIN 90+ LED	FLEXIBLE LED ROPE FLEX SCREW FIXED RECESSED INTO THE GAMING CEILING PELMET AS PER THE ARCHITECTURAL DETAIL. PROVIDE STRIP WITH REMOTE PHASE CUT DIMMABLE POWER SUPPLIES AS REQUIRED LOCATE THE POWER SUPPLIES IN A CONCEALED ACCESSIBLE POSITION NOTED ON THE AS CONSTRUCTED DOCUMENTS.	WHITE	SELECTION BY CONTRACTOR SUBMITT DEALS FOR APPROVAL	B
S4	12W/M 2700K CRI MIN 90+ LED	FLEXIBLE LED ROPE FLEX SCREW FIXED RECESSED INTO THE GAMING CEILING PELMET AS PER THE ARCHITECTURAL DETAIL. PROVIDE THE STRIP WITH REMOTE PHASE CUT DIMMABLE POWER SUPPLIES AS REQUIRED LOCATE THE POWER SUPPLIES IN A CONCEALED ACCESSIBLE POSITION NOTED ON THE AS CONSTRUCTED DOCUMENTS.	WHITE	SELECTION BY CONTRACTOR SUBMITT DEALS FOR APPROVAL	B
S5	12W/M 2700K CRI MIN 90+ LED	FLEXIBLE LED ROPE FLEX SCREW FIXED RECESSED INTO THE BAR COUNTER PELMET AS PER THE ARCHITECTURAL DETAIL. PROVIDE THE STRIP WITH REMOTE PHASE CUT DIMMABLE POWER SUPPLIES AS REQUIRED LOCATE THE POWER SUPPLIES IN A CONCEALED ACCESSIBLE POSITION NOTED ON THE AS CONSTRUCTED DOCUMENTS.	WHITE	SELECTION BY CONTRACTOR SUBMITT DEALS FOR APPROVAL	B
S6	12W/M 2700K CRI MIN 90+ LED	FLEXIBLE LED ROPE FLEX SCREW FIXED RECESSED INTO THE REAR BAR DISPLAY AS PER THE ARCHITECTURAL DETAIL. PROVIDE THE S1 STRIP WITH REMOTE PHASE CUT DIMMABLE POWER SUPPLIES AS REQUIRED LOCATE THE POWER SUPPLIES IN A CONCEALED ACCESSIBLE POSITION NOTED ON THE AS CONSTRUCTED DOCUMENTS.	WHITE	SELECTION BY CONTRACTOR SUBMITT DEALS FOR APPROVAL	B
S7	12W/M 2700K CRI MIN 90+ LED	FLEXIBLE LED ROPE FLEX SCREW FIXED RECESSED INTO THE REAR BAR DISPLAY AS PER THE ARCHITECTURAL DETAIL. PROVIDE THE S1 STRIP WITH REMOTE PHASE CUT DIMMABLE POWER SUPPLIES AS REQUIRED LOCATE THE POWER SUPPLIES IN A CONCEALED ACCESSIBLE POSITION NOTED ON THE AS CONSTRUCTED DOCUMENTS.	WHITE	SELECTION BY CONTRACTOR SUBMITT DEALS FOR APPROVAL	B
S8	12W/M 2700K CRI MIN 90+ LED	FLEXIBLE LED ROPE FLEX SCREW FIXED RECESSED INTO THE REAR BAR DISPLAY AS PER THE ARCHITECTURAL DETAIL. PROVIDE THE S1 STRIP WITH REMOTE PHASE CUT DIMMABLE POWER SUPPLIES AS REQUIRED LOCATE THE POWER SUPPLIES IN A CONCEALED ACCESSIBLE POSITION NOTED ON THE AS CONSTRUCTED DOCUMENTS.	WHITE	SELECTION BY CONTRACTOR SUBMITT DEALS FOR APPROVAL	B
S9	12W/M 2700K CRI MIN 90+ LED	FLEXIBLE LED ROPE FLEX SCREW FIXED RECESSED INTO THE GAMING MACHINE BASE AS PER THE ARCHITECTURAL DETAIL. PROVIDE STRIP WITH REMOTE PHASE CUT DIMMABLE POWER SUPPLIES AS REQUIRED LOCATE THE POWER SUPPLIES IN A CONCEALED ACCESSIBLE POSITION NOTED ON THE AS CONSTRUCTED DOCUMENTS.	WHITE	SELECTION BY CONTRACTOR SUBMITT DEALS FOR APPROVAL	B



ELECTRICAL DESIGN GROUP


ELECTRICAL BUILDING SERVICES CONSULTANTS

P.O. Box 15, SHERWOOD Q. 4075

Phone: (07) 3278 4375 Fax: (07) 3716 0222

Web Site: www.edg.net.au Email: brisbane@edg.net.au

C3257a - PUB MOOLOOLABA		C3257a-0002(C).xls			
ELECTRICAL EQUIPMENT SCHEDULE					
REVISION C - 24 SEPTEMBER 2024					
THE LIGHT FITTING SUPPLIER CONTACT DETAILS MAY BE AVAILABLE ON THE EDG WEBSITE VIA THE FOLLOWING LINK www.edg.net.au/Links/Lighting.htm					
TYPE	LAMPS	DESCRIPTION	COLOUR / ACCESSORY	CATALOGUE No	REV
S10	12W/M 2700K CRI MIN 90+ LED	FLEXIBLE LED ROPE FLEX SCREW FIXED RECESSED BEHIND THE TVS AS PER THE ARCHITECTURAL DETAIL. PROVIDE STRIP WITH REMOTE PHASE CUT DIMMABLE POWER SUPPLIES AS REQUIRED LOCATE THE POWER SUPPLIES IN A CONCEALED ACCESSIBLE POSITION NOTED ON THE AS CONSTRUCTED DOCUMENTS.	WHITE	SELECTION BY CONTRACTOR SUBMITT DEALS FOR APPROVAL	B
S11	12W/M 2700K CRI MIN 90+ LED	FLEXIBLE LED ROPE FLEX SURFACE SCREW FIXED TO THE GAMING ENTRY PORTAL AS PER THE S11 DETAIL AND ARCHITECTURAL PORTAL DETAILS. PROVIDE STRIP WITH REMOTE PHASE CUT DIMMABLE POWER SUPPLIES AS REQUIRED LOCATE THE POWER SUPPLIES IN A CONCEALED ACCESSIBLE POSITION NOTED ON THE AS CONSTRUCTED DOCUMENTS.	WHITE	SELECTION BY CONTRACTOR SUBMITT DEALS FOR APPROVAL	B
S12	1W LED AT 500 CENTRES	REPLACE THE EXISTING FESTOON LIGHTING WITH 24V DC IP65 FESTOON LIGHTING TO BE FIXED TO A 316 STAINLESS STEEL WIRE SUPPORT SYSTEM. LOCATE THE DRIVER IN A CONCEALED ACCESSIBLE POSITION NOTED ON THE AS CONSTRUCTED DOCUMENTS. CONFIRM THE LENGTH AND POSITION ON SITE UTILISE THE EXISTING CIRCUIT AND CONTROL TO SUPPLY THE FESTOON LIGHTING.	BLACK CABLE AND FIXINGS 316 STAINLESS STEEL SUPPORT AND FIXINGS	SELECTION BY CONTRACTOR SUBMITT DEALS FOR APPROVAL	B
S13	12W/M 2700K CRI MIN 90+ LED	FLEXIBLE LED ROPE FLEX SURFACE SCREW FIXED TO THE BISTRO BOOTH JOINERY AS PER THE ARCHITECTURAL DETAILS. PROVIDE STRIP WITH REMOTE PHASE CUT DIMMABLE POWER SUPPLIES AS REQUIRED LOCATE THE POWER SUPPLIES IN A CONCEALED ACCESSIBLE POSITION NOTED ON THE AS CONSTRUCTED DOCUMENTS.	WHITE	SELECTION BY CONTRACTOR SUBMITT DEALS FOR APPROVAL	C
E1	LED	EMERGENCY LIGHT: RECESSED NON-MAINTAINED EMERGENCY LIGHT. AS2293 CLASSIFICATION C0-D63 - C90-D63.	WHITE	CLEVERTRONICS LLIFE	A
E2	LED	EMERGENCY LIGHT: RECESSED NON-MAINTAINED EMERGENCY LIGHT. AS2293 CLASSIFICATION C0-D63 - C90-D63.	WHITE	CLEVERTRONICS LLIFE BLK	B
EX	LED	EXIT LIGHT: MAINTAINED 24M VIEWING DISTANCE EXIT LIGHT C/W DIFFUSERS & DIRECTIONAL ARROWS AS SHOWN. CEILING SURFACE MOUNT OR WALL MOUNT BETWEEN 2100mm & 2700mm AFFL IF THERE IS NO VERTICAL SURFACE TO MOUNT THE FITTING ON WITHIN THIS RANGE CONFIRM THE MOUNTING HEIGHT WITH THE ENGINEER. AS2293 CLASSIFICATION C0-D1.25- C90-D2	BLACK	CLEVERTRONICS LUBPRO-SM	A



ELECTRICAL DESIGN GROUP

ELECTRICAL BUILDING SERVICES CONSULTANTS

P.O. Box 15, SHERWOOD Q. 4075

Phone: (07) 3278 4375 Fax: (07) 3716 0222

Web Site: www.edg.net.au Email: brisbane@edg.net.au

C3257a - PUB MOOLOOLABA					C3257a-0002(C).xls
ELECTRICAL EQUIPMENT SCHEDULE					
REVISION C - 24 SEPTEMBER 2024					
THE LIGHT FITTING SUPPLIER CONTACT DETAILS MAY BE AVAILABLE ON THE EDG WEBSITE VIA THE FOLLOWING LINK www.edg.net.au/Links/Lighting.htm					
TYPE	LAMPS	DESCRIPTION	COLOUR / ACCESSORY	CATALOGUE No	REV
F01	FAN	WALL MOUNTED 450 DIA OSCILLATING FAN TO BE MOUNTED AS PER THE ARCHITECTURAL DETAIL	SILVER	PESTROL DYNABREEZE DIWS-450	A
	ONE-WAY LIGHT SWITCH	ONE-WAY LIGHT SWITCH C/W CIRCUIT IDENTIFICATION ON THE FACEPLATE BEHIND THE SURROUND MOUNTED AT 1000mm AFFL UNLESS NOTED OTHERWISE.	WHITE	CLIPSAL C2000 SERIES 30USM	A
	LIGHTING CONTROL SWITCH PANEL (SPx)	6-BUTTON PROGRAMMABLE SWITCH PANEL C/W CENTRAL LCD DISPLAY MOUNTED AT 1000mm AFFL UNLESS NOTED OTHERWISE.	ALUMINIUM	DYNALITE ANTUMBRA DISPLAY	A
	HAND DRYER CONNECTION (HD)	EXISTING HAND DRYER POWER SUPPLIED TO BE RETAINED.			C
	SINGLE POWER OUTLET	SINGLE POWER OUTLET C/W CIRCUIT IDENTIFICATION ON THE FACEPLATE BEHIND THE SURROUND MOUNT AT 300mm AFFL U.N.O. RATING 10A U.N.O.	WHITE UNLESS NOTED AS BLACK (BK)	CLIPSAL C2000 SERIES	A
	SINGLE POWER OUTLET AUTO DOOR (AD)	SINGLE POWER OUTLET C/W CIRCUIT IDENTIFICATION ON THE FACEPLATE BEHIND THE SURROUND MOUNTED CONCEALED WITHIN THE AUTO DOOR MULLION. RATING 10A U.N.O.	WHITE	CLIPSAL C2000 SERIES	A
	DOUBLE POWER OUTLET	DOUBLE POWER OUTLET C/W CIRCUIT IDENTIFICATION ON THE FACEPLATE BEHIND THE SURROUND MOUNT AT 300mm AFFL U.N.O. RATING 10A U.N.O.	WHITE UNLESS NOTED AS BLACK (BK)	CLIPSAL C2000 SERIES	A
	SPECIAL PURPOSE OUTLET	SPECIAL PURPOSE OUTLET TYPE AS NOTED. MOUNT AT 1350mm AFFL U.N.O. RATING 20A U.N.O. CONNECT TO EQUIPMENT VIA FLEXIBLE CONDUIT.			A
	ELECTRICAL SERVICES POLE (SV)	PROVIDE EACH ELECTRICAL SERVICES POLE AS A ROUND (LESS THAN 100MM DIA) TWO CHANNEL POWDER COATED BLACK POLE FROM THE GAMING BASE TO THE CEILING TO PROVIDE POWER AND COMMUNICATIONS CABLING ACCESS FROM THE CEILING TO THE GAMING MACHINE BASE. PROVIDE A FLANGE AROUND THE POLE TO CONNECT IT TO THE BASE AND TO THE CEILING. SUBMIT DETAILS OF THE PROPOSED POLE FOR APPROVAL.			A
	DB-A	REPLACE THE EXISTING DISTRIBUTION BOARD DB-A AS PER THE DB-A SCHEDULE AND NOTES. REMOVE ALL CIRCUITS MADE REDUNDANT. RECONNECT ALL EXISTING CIRCUITS THAT REMAIN WITH NEW SWITCHGEAR AND CONTROLS THAT MATCH THE EXISTING IN CAPACITY AND FUNCTION. RECONNECT THE EXISTING SUPPLY TO DB-A			A